


COPY

KONICA MINOLTA BIZHUB

PAPERCUT



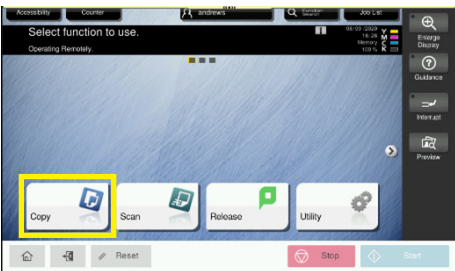
Place multiple documents to be copied face up in the document feeder or place single document face down on the glass



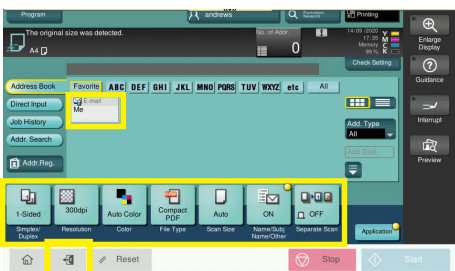
Tap your card on the sticker to log in

If you don't have your card, you can log in to the printer using your computer login credentials

Top Tip: This is case sensitive - tap the shift key ↑ to type an upper case letter and tap again to unhighlight




Tap the Copy button



Tap the Me button

Top Tip: Check the default settings along the bottom of the screen and adjust if needed



Remember to log out when finished so the Konica Minolta bizhub is ready for the next user

For further assistance, get in touch with our Service Team at service@docsol.com.au

www.DocSol.com.au/Service-Hub